

# What to Do with Used Sharps

*Sharps refer to: needles, syringes, lancets, auto injectors, including epinephrine and insulin pens, infusion sets, and connection needles/sets.*

Check [www.SafeNeedleDisposal.org](http://www.SafeNeedleDisposal.org) for local guidance on sharps disposal.




Put used sharps in a strong, plastic container.



When the container is 3/4 full, seal it.



Put the plastic container in the household trash—**don't recycle!**



Containers of used sharps cannot be placed in the household trash in California, Massachusetts, Oregon and Wisconsin and certain counties or municipalities in Florida, Idaho, Virginia and Washington. Visit [SafeNeedleDisposal.org](http://SafeNeedleDisposal.org) for more information on safe sharps disposal in your area.




**SafeNeedleDisposal.org**


Safety is the point.

# Container Options for Used Sharps

## FDA-Cleared Containers



## Strong, Plastic Containers



Used sharps must be placed in a strong, plastic container to be disposed of safely. There are many types of containers available. Some are made specifically to hold used sharps, and may be provided with new sharps, by a healthcare professional, or purchased at a pharmacy or online. If you do not have a container made specifically to hold used sharps, a strong, plastic container—like an empty laundry detergent or bleach bottle—may also be used.

**How you dispose of used sharps safely may be different, depending on where you are.**

**Visit [SafeNeedleDisposal.org](https://www.SafeNeedleDisposal.org) and click on your state to learn more.**



**SafeNeedleDisposal.org**

Safety is the point.