

What to Do with Used Sharps

Sharps refer to: needles, syringes, lancets, auto injectors, including epinephrine and insulin pens, infusion sets, and connection needles/sets.

Check www.SafeNeedleDisposal.org for local guidance on sharps disposal.




Put used sharps in a strong, plastic container.



When the container is 3/4 full, seal it.



Put the plastic container in the household trash—**don't recycle!**



Containers of used sharps cannot be placed in the household trash in California, Massachusetts, Oregon and Wisconsin and certain counties or municipalities in Florida, Idaho, Virginia and Washington. Visit SafeNeedleDisposal.org for more information on safe sharps disposal in your area.




SafeNeedleDisposal.org


Be sharp about sharps.

Container Options for Used Sharps

FDA-Cleared Containers



Strong, Plastic Containers



Used sharps must be placed in a strong, plastic container to be disposed of safely. There are many types of containers available. Some are made specifically to hold used sharps, and may be provided with new sharps, by a healthcare professional, or purchased at a pharmacy or online. If you do not have a container made specifically to hold used sharps, a strong, plastic container—like an empty laundry detergent or bleach bottle—may also be used.

How you dispose of used sharps safely may be different, depending on where you are.

Visit [SafeNeedleDisposal.org](https://www.SafeNeedleDisposal.org) and click on your state to learn more.



SafeNeedleDisposal.org

Be sharp about sharps.